KTMP.CNC.TOOLING

TRUMPF TOOLING

KTMP
Nieuwlandlaan 9
B - 3200 Aarschot
Belgium

ОФИЦИАЛЬНЫЙ ДИЛЕР В РОССИИ

ООО "ОБОРУДОВАНИЕ ИНТЕРНЕЙШЕНЕЛ"

121609 Москва, Рублевское ш., д. 34, корп. 1

Тел. +7 (495) 413-9481

Факс +7 (495) 413-9580

info@obint.ru

www.obint.ru

CONTENTS

COMPANY PROFILE P01

MACHINE GROUPS P02

MULTI-TOOL P03.04.05

WHEEL RIB/WHEEL OFFSET P06

RP SERIES P07

PUNCH/SLOTTING TOOL P08

CHUCK/ALIGNMENT RING/STRIPPER P09

HEAVY DUTY TOOL/DIE P10

QUICK-SET TOOL P11

DIE PLATE/C RING/DEMAGNITIZER P12

FORMING TOOL

EXTRUSION P13

EXTRUSION/CLUSTER P14

LOUVER P15

COUNTERSINK/HALF SHEAR/EMBOSS COUNTERSINK P16

RIB TOOL/THREAD LOOP/HINGLE P17

MULTI-SCRIBE/STAMPING P18

BRIDGE/KNOCKOUT/EMBOSS/CENTERPOINT P19

CARD GUIDE/THREAD FORM/LANCE AND FORM P20

SHAPE CLASSES P21.22

www.ktmptooling.com

www.obint.ru

MACHINE GROUPS

A	B	C	D	E	
CN 700	CN 901E	CN 1200S	TRUMA TIC	SUNIMA T400	
CN 900	CN 902	CN 1200A	20	TRUMA TIC	TRUMA TIC
CN 701	CS 75	CS 15	20A	150K	202K
CN 901	CS 75.2	CS 20	202M	151K	225K
		CS 20 A		152K	235K
		MP25		180K	300K
		MP25D		180.2K	300LK
				180KD	300PK
				180LK	400K
				180.2LK	

F	G	H	I	S
150W	TRUMATIC	TRUMATIC	TRUMATIC	MINIMATIC
152W	20AW	500R	2000R	100
180W	202W	200R	2010R	TRUMATIC
180.2W	300W	190R	2020R	120R
180R	300LW	600L	3000-1300R	160R
180LW	300PW		3000-1600R	
180.2LW	300TOP		5000R	
ELX/SWIFT	400W		6000R	
185			1000R	
240				
240R				
250				
260R				

MULTI-TOOL 10 STATION

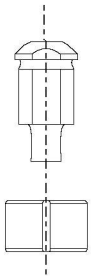

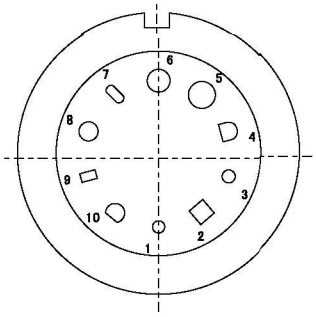

Description	5 STATION	PRICE
Punch Ass' y (Without Insert)	TM0.A1	
Basic Body	TM0.P5	
Toothed Wheel	TM0.P6	
Adjusting Key	P.DWZ-TKM	
Dowel Pin	TM0.P7	
Screw	P.M10*35A	
Dowel Pin	TM0.P8	
Screw	P.M3*8A	
Lubrication Vale	P.YB-TKM	
Punch Shaft	TM0.P9	
Die Ass' y (Without Die)	TM0.B1	
Die Holder	TM0.D9	
Die Holder W/Brush	TM0.D8	
Brushinsert	P.MS8	
Ball	P.GZ-TKM	
Screw	P.M6*8F	
Stripper	TM0.S1	
Pin	P.JX-TKS	

Description	Code	PRICE
Punch Insert		
Round	TM0.P1RO.	
Standard shape	TM0.P1**.	
Special shape	TM0.P1**.	
Die		
Round	TM0.D1RO.	
Standard shape	TM0.D1**.	
Special shape	TM0.D1**.	

NOTE

- All punches and dies will be made at 90 deg, Position 1
- Punch Max.Dia:10.5mm

MULTI-TOOL 5 STATION

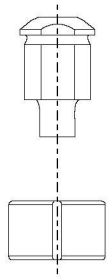

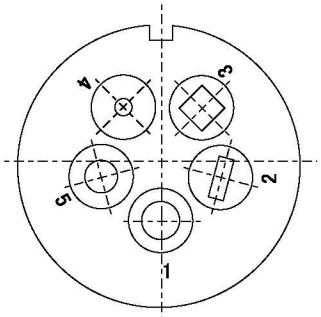

Description	Code	PRICE
Punch Ass' y (Without Insert)	TM5.A1	
Basic Body	TM5.P5	
Toothed Wheel	TM5.P6	
Adjusting Key	P.DWZ-TKM	
Dowel Pin	TM0.P7	
Screw	P.M10*35A	
Dowel Pin	TM0.P8	
Screw	P.M3*8A	
Lubrication Valve	P.YB-TKM	
Punch Shaft	TM0.P9	
Die Ass' y (Without Die)	TM5.B1	
Die Holder	TM5.D9	
Ball	P.GZ-TKM	
Screw	P.M6*8F	
Stripper	TM5.S1	
Pin	P.JX-TKS	

Description	Code	PRICE
Punch Insert		
Round	TM5.P1RO.	
Standard shape	TM5.P1**.	
Special shape	TM5.P1**.	
Die		
Round	TM5.D1RO.	
Standard shape	TM5.D1**.	
Special shape	TM5.D1**.	

NOTE

- All punches and dies will be made at 90 deg, Position 1
- Punch Max.Dia:16mm

MULTI-TOOL 4 STATION

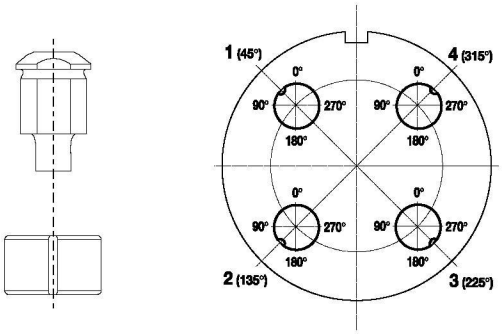

Description	Code	Price
Punch Insert		
Round	TM4.P1RO.	
Standard shape	TM4.P1**.	
Special shape	TM4.P1**.	
Die		
Round	TM4.D1RO.	
Standard shape	TM4.D1**.	
Special shape	TM4.D1**.	

MULTI-TOOL 6 STATION

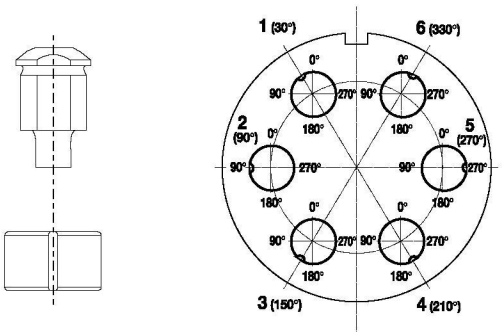

Description	Code	Price
Punch Insert		
Round	TM6.P1RO.	
Standard shape	TM6.P1**.	
Special shape	TM6.P1**.	
Die		
Round	TM6.D1RO.	
Standard shape	TM6.D1**.	
Special shape	TM6.D1**.	

Due to patents,may not be available to all countries

WHEEL RIB

- High speed ,equal to table travel speed
- No nibble marks
- Replaceable wheels
- Works under related program
- Thickness :0.8–0.2mm, Height:2–3T
  Width:2T, Max. Width:12.7mm

Due to patents,may not be available to all countries

WHEEL OFFSET

- High speed ,equal to table travel speed
- Make any shape in auto index station
- No nibble marks
- Replaceable wheels
- Works under related program
  Thickness :Stainless 0.8 –1.5mm,
  Mild steel:0.8–2mm,AL.0.8–2.5mm

PUNCH INSERT RP-SERIES

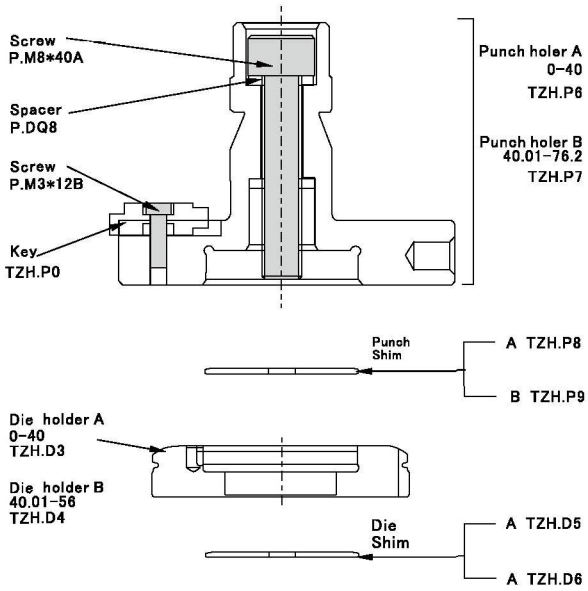

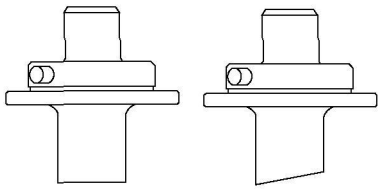

PUNCH

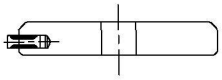

DIE

Description	Code	Price
Die A	(0.77-40)	
Round	TZH.D1RO.	
Standard shape	TZH.D1**.	
Special shape	TZH.D1**.	
Die B	(40.01-56)	
Round	TZH.D2RO.	
Standard shape	TZH.D2**.	
Special shape	TZH.D2**.	

Description	Code	Price
Punch A1	0.77~30.00mm	
Round	TZH.P1RO.	
Standard shape	TZH.P1**.	
Special shape	TZH.P1**.	
Punch A2	30.01~40.00	
Round	TZH.P2RO.	
Standard shape	TZH.P2**.	
Special shape	TZH.P2**.	
Punch B1	40.01~56.00	
Round	TZH.P3RO.	
Standard shape	TZH.P3**.	
Special shape	TZH.P3**.	
Punch B2	56.01~66.00	
Round	TZH.P4RO.	
Standard shape	TZH.P4**.	
Special shape	TZH.P4**.	
Punch B3	66.01~76.20	
Round	TZH.P5RO.	
Standard shape	TZH.P5**.	
Special shape	TZH.P5**.	

PUNCH

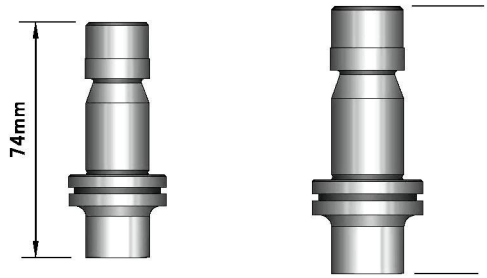

SIZE Ⅰ SIZE Ⅱ

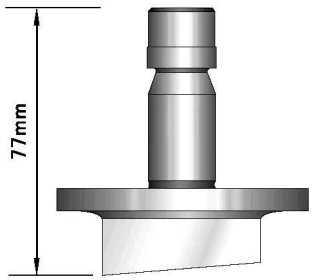

SIZE Ⅱ

Description	Code	Price
SIZE Ⅰ	10.0~30.0mm	
Round(short)	T1X.P1SRO.	
Standard shape(short)	T1X.P1S**.	
Special shape(short)	T1X.P1S**.	
Round	T1X.P1RO.	
Standard shape	T1X.P1**.	
Special shape	T1X.P1**.	
SIZE Ⅱ-2A	30.01~40.0mm	
Round	T2A.P1RO.	
Standard shape	T2A.P1**.	
Special shape	T2A.P1**.	
SIZE Ⅱ-2B	40.01~50.80mm	
Round	T2B.P1RO.	
Standard shape	T2B.P1**.	
Special shape	T2B.P1**.	
SIZE Ⅱ-2C	50.81~60.0mm	
Round	T2C.P1RO.	
Standard shape	T2C.P1**.	
Special shape	T2C.P1**.	
SIZE Ⅱ-2D	60.01~76.2mm	
Round	T2D.P1RO.	
Standard shape	T2D.P1**.	
Special shape	T2D.P1**.	

SLITTING TOOL

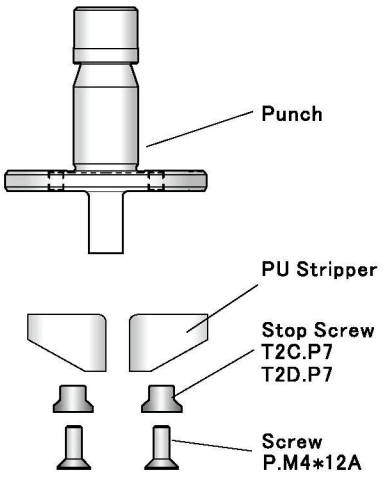

Description	Code	Price
SIZE Ⅱ-2C		
Punch Assy	T2C.P2RE.	
Punch	T2C.P9RE.	
PU Stripper	T2C.P8	
SIZE Ⅱ-2D		
Punch Assy	T2D.P2RE.	
Punch	T2D.P9RE.	
PU Stripper	T2D.P8	

PUNCH CHUCK

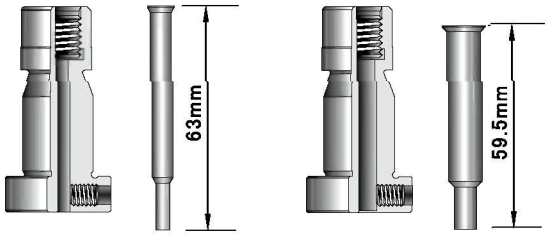

Description	Code	Price
SIZE OA	0.77~6.0mm	
Punch chuck	T0A.P9	
Punch Insert(short)	T0A.P1SRO.	
Punch Insert	T0A.P1RO.	
SIZE OB	6.01~10.5mm	
Punch chuck	T0B.P9	
Round(short)	T0B.P1SRO.	
Shape(short)	T0B.P1S**.	
Round	T0B.P1RO.	
Shape	T0B.P1**.	

ALIGNMENT RING

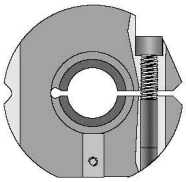

Size 1 Alignment Ring
(E/F/G/H/1)

Description	Code	Price
Alignment Ring	T1X.T1	
Key	T1X.T9	
screw	P.M6*35A	
screw	P.M3*12B	

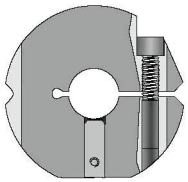

Size 2 Alignment Ring
(E/F/G/H/1)

Description	Code	Price
Alignment Ring	T2X.T1	
Key	T1X.T9	
screw	P.M6*35A	
screw	P.M3*12B	

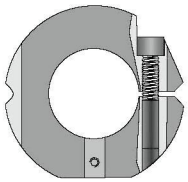

Size 3 Alignment Ring(HD)

Description	Code	Price
Alignment Ring	T3X.T1	
Key	T3X.T9	
screw	P.M6*25A	
screw	P.M4*10A	

Stripper

Group H/1(Rotational)

Description	Code	Price
Round(Group H/1)	T1X.S1RO.	
Shape(Group H/1)	T1X.S1**.	
Round(Group E/F)	T1X.S2RO.	
Shape(Group E/F)	T1X.S2**.	
Pin	P.JX-TKS	

HEAVY DUTY

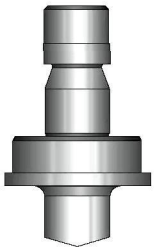

Heavy Duty Punch

Description	Code	Price
SIZE Ⅰ	10.0~30.0mm	
Round	T1X.P2RO.	
Standard shape	T1X.P2**.	
Special shape	T1X.P2**.	
SIZE Ⅱ	30.01~42.0mm	
Round	T2X.P2RO.	
Standard shape	T2X.P2**.	
Special shape	T2X.P2**.	

Heavy Duty Die

Description	Code	Price
SIZE Ⅱ		
Round	T2X.D3RO.	
Standard shape	T2X.D3**.	
Special shape	T2X.D3**.	

DIE



SIZE Ⅰ



SIZE Ⅱ

Description	Code	Price
SIZE Ⅰ	~32.00mm	
Round	T1X.D1RO.	
Standard shape	T1X.D1**.	
Special shape	T1X.D1**.	
SIZE Ⅱ	32.01~76.20mm	
Round	T2X.D1RO.	
Standard shape	T2X.D1**.	
Special shape	T2X.D1**.	
SIZE Ⅲ		
Round	T3X.D1RO.	
Standard shape	T3X.D1**.	
Special shape	T3X.D1**.	

QUICK-SET TOOL

Description	Code	Price
Punch Holder	TQD.P9	
Pin	TQD.P7	
Key	TQD.P8	
Punch blade A	TQD.P1RE.5/30	
Punch blade B	TQD.P2RE.5/56	
Punch blade B	TQD.P2RE.5/76.2	



Description	Code	Price
Solid Blade A	TQD.D1RE.5/30/**	
Slitting Blade A	TQD.D2RE.5/30/**	
Solid Blade A	TQD.D1RE.5/56/**	
Slitting Blade A	TQD.D2RE.5/56/**	
Solid Blade B	TQD.D3RE.5/76.2/**	
Slitting Blade B	TQD.D4RE.5/76.2/**	

Die Holder	Code	Price
Die Holder	TQD.D6	
Die Holder W/bush	TQD.D8	
Die Holder	TQD.D7	
Die Holder W/bush	TQD.D9	
Screw	P.M4*16A	
Bush	P.MS8	

Note: For thickness below 3.0mm;1.0mm grind life for blade

DIE PLATE/C RING



Description	Code	Price
Die plate	J.MH-T1	

Description	Code	Price
C ring	J.CH-T	

Description	Code	Price
Adptor	T1X.G1	

DIE SHIM	SIZE 1		SIZE 2	
	Code	Price	Code	Price
0.1mm	P.DP-T1XD01		P.DP-T2XD01	
0.3mm	P.DP-T1XD03		P.DP-T2XD03	
0.5mm	P.DP-T1XD05		P.DP-T2XD05	
Package	P.DP-T1XD		P.DP-T2XD	

Note :Package with 9 pcs in 3pcs each thickness

EXTRUSION

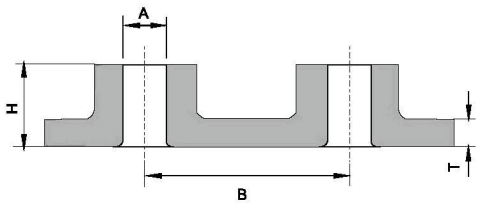

Machine: _____ A: _____
Material: _____ B: _____
H: _____ T: _____

1. Need prepunch.
2. Slow machine speed or give the tool enough time to strip
3. Replaceable insert design on extrusion
4. Two typess: Form up and Form down.
5. Max.thickness: 2mm for mild steel & AL. 1mm for stainless.
6. Forming height Max.H: over 3 x thread pitch
7. Please fill out above form

PP:Prepunch size (Mild steel, Aluminum)

Unit:mm

Thickness		0.8		1.0		1.2		1.6(AL 1.5)		2.0		2.3	
	∅A	PP	H	PP	H	PP	H	PP	H	PP	H	PP	H
M2.6	2.21	1.3	1.5	1.3	1.8	1.3	2.0	1.6	2.2				
M3	2.57	1.3	1.7	1.3	2.0	1.6	2.0	1.6	2.4				
M4	3.40	2.0	1.8	2.0	2.0	2.0	2.2	2.3	2.5	2.3	2.5	2.5	3.2
M5	4.30			2.3	2.3	2.3	2.5	2.8	2.8	2.8	3.2	3.0	3.5
M6	5.10					3.0	2.6	3.0	3.1	3.8	3.2	3.8	3.4

EXTRUSION

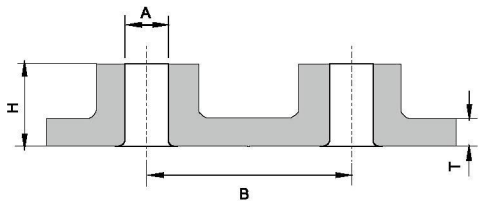

Machine: _____ A: _____
Material: _____ B: _____
H: _____ T: _____

1. Need prepunch.
2. Give the tool enough time to strip
3. Replaceable insert design on formup
4. Two typess: Form up and Form down.
5. Max.thickness: 2mm for mild steel & AL.
   1mm for stainless.
6. Forming height Max.H: H>=2T
7. Please fill out above form

CLUSTER

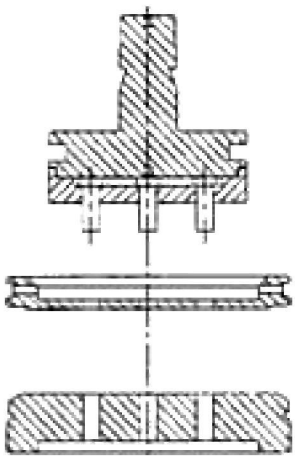

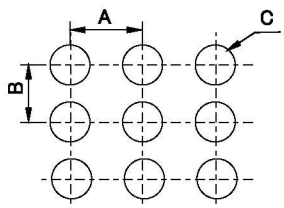

Machine: _____ A: _____
Material: _____ B: _____
C: _____ T: _____

1. Space of holes must be over 3.2mm or 2 XT
2. Please fill in the above form
3. Consult our sales desk if not clear

CLOSE LOUVER

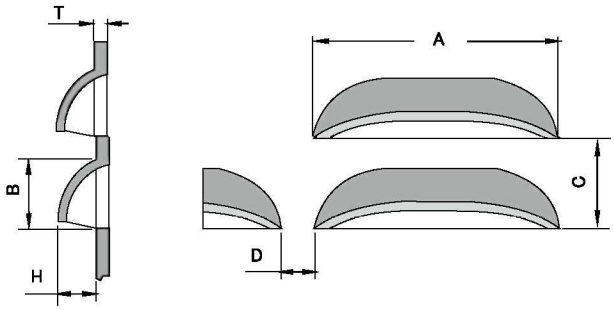

		A: _____	D: _____
Machine:	_____	B: _____	H: _____
Material:	_____	C: _____	T: _____

1. Tooling is made for specific sheetmeal thickness
2. Give tool enough time to strip
3. Adjust length wiithout shim,replaceable insert
4. Only form up

OPEN LOUVER

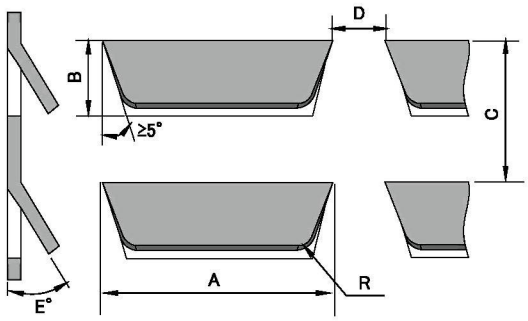

		A: _____	D: _____	
Machine:	_____	B: _____	E: _____	
Material:	_____	C: _____	T: _____	R: _____

1. Tooling is made for specific sheetmeal thickness
2. Give tool enough time to strip
3. Adjust length wiithout shim,replaceable insert
4. Only form up

COUNTERSINK

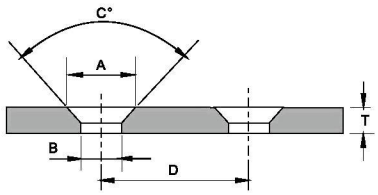



Machine: _____ A: _____ D: _____
Material: _____ B: _____ T: _____
C: _____

1. Need prepunch
2. Change hole size to get different depth
3. Two types:form down and form up
4. Min.thickness: T≥1.0mm

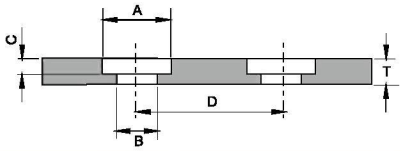

Machine: _____ A: _____ D: _____
Material: _____ B: _____ T: _____
C: _____

HALF SHEAR/EMBOSS CONTERSINK

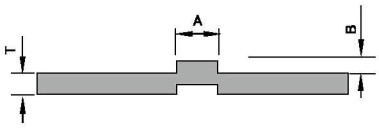

Machine: _____ A: _____
Material: _____ B: _____ T: _____

1. Max.B size :0.6 X thickness.
2. Two typess: Form up and Form down.
3. Please fill in the above form

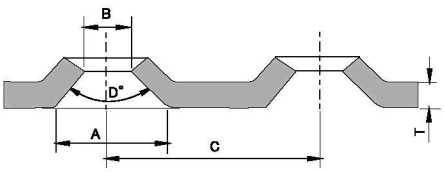

Machine: _____ A: _____ B: _____
Material: _____ B: _____ T: _____
C: _____

1. Need prepunch
2. Option:pierce and form in one hit
3. Two typess:Form up

RIB TOOL

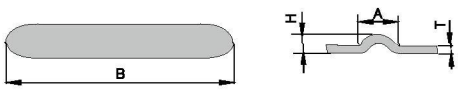

Machine: _____ A: _____ H: _____
Material: _____ B: _____ T: _____

1. Keep proper away from holes,clamp,material edge
2. Two typess: Specific length & nibbling
   Form up
3. Increment of ribbbling rib should be 0.5~2.0mm
4. For Max.thickness: 2.7mm mild steel or AL,
   2.3mm Stainless steel

THREAD LOOP/ HINGLE

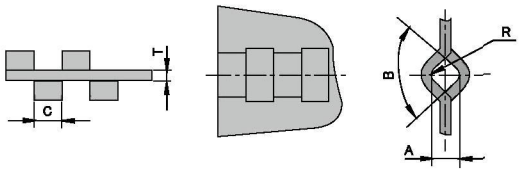

Machine: _____ A: _____ R: _____
Material: _____ B: _____ T: _____
C: _____

1. Angle B = 90°
2. Please fill in the above form
3. Consult oursales desk if not clear

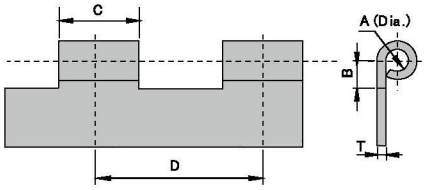

Machine: _____ A: _____ D: _____
Material: _____ B: _____ T: _____
C: _____

1. Tooling is made for specific sheetmeal thickness
2. Need prepunch
3. First for curling,second for forming
4. Only form up
5. T≤2T (Mild steel), ≤1.5mm (Stainless steel)

MULTI-SCRIBE

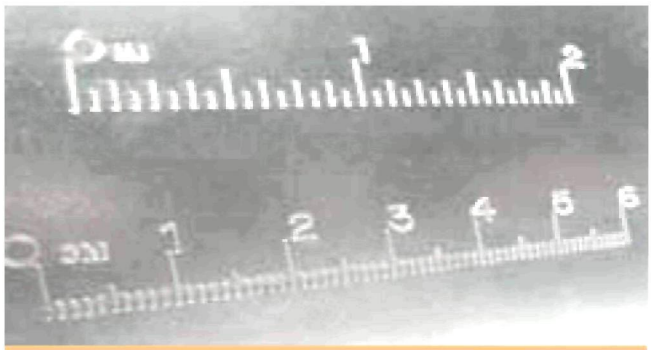

Machine: _____ Depth: _____
Material: _____ Size: _____ Thickness: _____

1. Forbid punch empty
2. Require different punch pressure for lettler size and depth
3. Only form down
4. Change spring for different sheetmetal
5. Run in auto index station

STAMPING

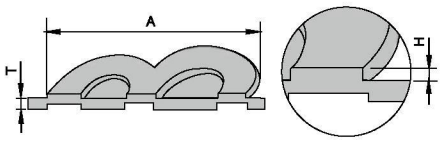

Machine: _____ A: _____
Material: _____ H: _____
T: _____

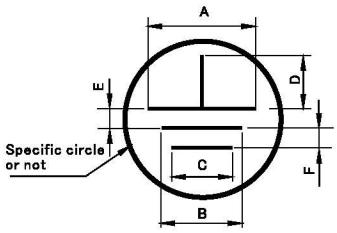

1. Forbid punch empty
2. Form up or form down.
3. Dash tool can make various symbol in auto index station.
4. Please fill in the above form.

Machine: _____ A: _____ D: _____
Material: _____ B: _____ E: _____ G(width): _____
C: _____ F: _____ H(depth): _____

BRIGDE/KNOCKOUT

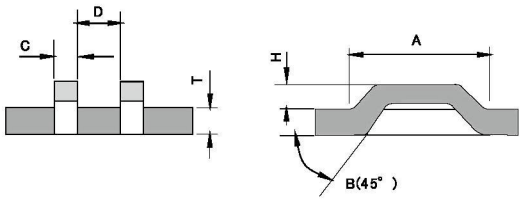

Machine: _____ A: _____ D: _____
Material: _____ B: _____ H: _____
C: _____ T: _____

1. Design single or double bridge,
2. Two types:formdown and formup
3. Bridge width (C)≥2XT and ≥1.8mm

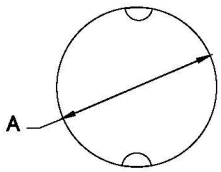

Machine: _____
Material: _____ A: _____ T: _____

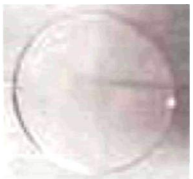

1. Only for small thickness
2. Standard stocked size: Dia.22.2 x Dia28.6
3. Change insert for another size,save cost

EMBOSS/CENTERPOINT

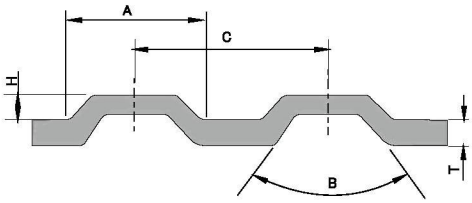

Machine: _____ A: _____ H: _____
Material: _____ B: _____ T: _____
C: _____

1. Two typess: Form up and Form down
2. Escape clamp or punching hole
3. Option:round or shape

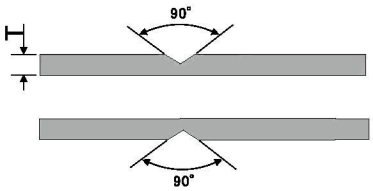

Machine: _____
Material: _____ T: _____

1. Forbid punching empty
2. Two typess: Form up and Form down
3. Angle:90 degree,Max.thickness:6.0mm
4. Please fill in the left form

CARD GUIDE/THREAD FORM

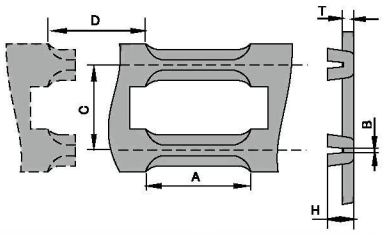

Machine: _____ A: _____ D: _____
Material: _____ B: _____ H: _____
C: _____ T: _____

1. Tooling is made for specific thickness
2. Adjust length wiithout shim,replaceable insert
3. Form height H≤2T

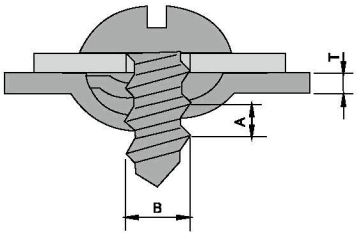

Machine: _____ A: _____
Material: _____ B: _____ T: _____

1. Two types: form up
2. Sheetmetal range:0.5mm~1.2mm
3. Please fill the left form
4. Consult our sales desk if not clear

LANCE AND FORM

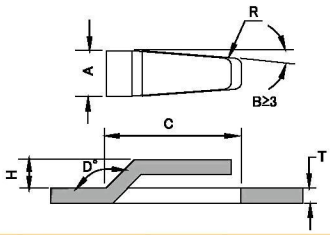

Machine: _____ A: _____ C: _____ R: _____
Material: _____ B: _____ D: _____ H: _____

1. Tooling is made for specific thickness
2. Give tool enough time to strip
3. Two types:form down and form up

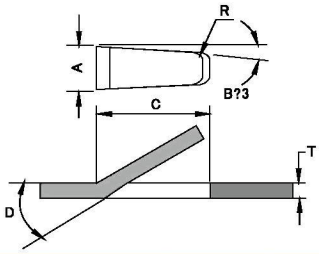

Machine: _____ A: _____ C: _____ R: _____
Material: _____ B: _____ D: _____ T: _____

1. Tooling is made for specific thickness
2. Height in 90 degree tool should be over 2T

SHAPE CLASSES

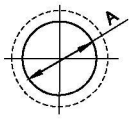	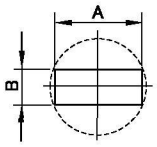	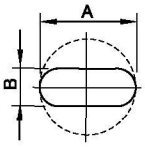	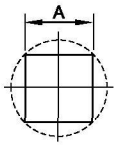	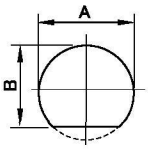	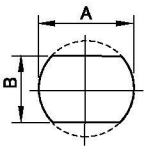
Code: RO	Code: RE	Code: OB	Code: SQ	Code: SD	Code: DD
Name: Round	Name: Rectangle	Name: Oblong	Name: Square	Name: Single D	Name: Double D
size: A	size: B/A	size: B/A	size: A	size: B/A	size: B/A
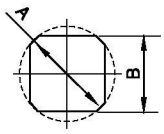	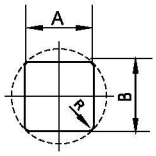	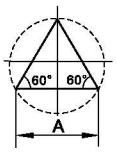	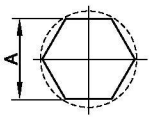	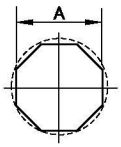	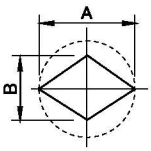
Code: QD	Code: QR	Code: ET	Code: HX	Code: OT	Code: A0
Name: Quad D	Name: Quad R	Name: Equi.triangle	Name: Hexagon	Name: Octagon	Name: Diamond
size: B/A	size: B/A/A	size: A	size: A	size: A	size: B/A
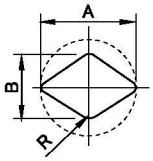	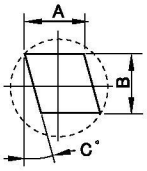	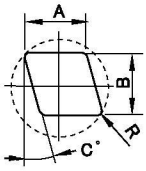	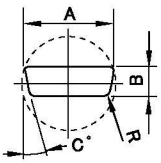	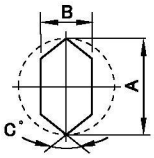	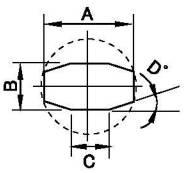
Code: A1	Code: A2	Code: A3	Code: A4	Code: A5	Code: A6
Name: Diamond	Name: Diamond	Name: Diamond	Name: Cable connecto	Name: Eix edge	Name: Eight edge
size: B/A/R	size: B/A/C	size: B/A/C/R	size: B/A/C/R	size: B/A/C	size: C/B/A/D
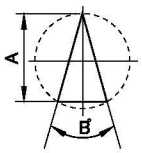	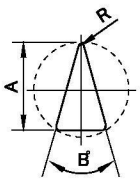	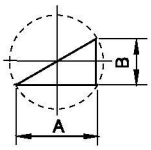	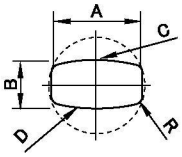	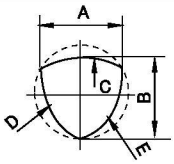	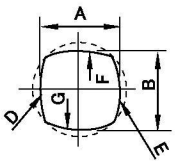
Code: A7	Code: A8	Code: A9	Code: B0	Code: B1	Code: B2
Name: Triangle	Name: Tri.with R	Name: Right Tri.	Name: Double R	Name: Tri-R	Name: Quad-R
size: B/A	size: A/B/R	size: B/A	size: B/A/C/D/R	size: B/A/C/D/E	size: B/A/D/E/F/G
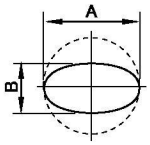	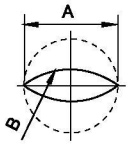	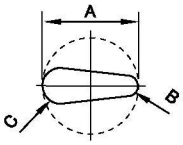	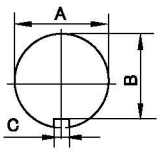	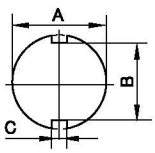	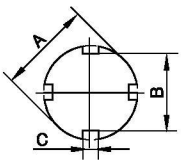
Code: B3	Code: B4	Code: B5	Code: C0	Code: C1	Code: C2
Name: Ellipse	Name: Football	Name: Keyhole	Name: Keyway	Name: Double keyway	Name: Quad keyway
size: B/A/C/R	size: A/B	size: A/B/C	size: C/B/A	size: C/B/A	size: C/B/A

■Standard shape:RE,OB,SQ,SD,DD,QD,EX,HX,OT.

SHAPE CLASSES

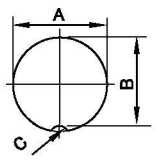	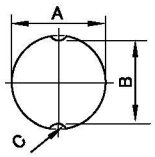	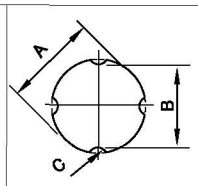	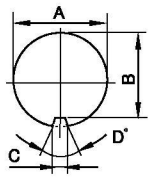	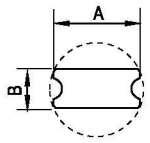	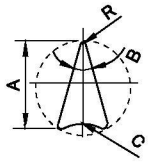
Code: C3	Code: C4	Code: C5	Code: C6	Code: C7	Code: D0
Name: keyway	Name: Double-keyway	Name: Quad-keyway	Name: Keyway	Name: Micro-joint	Name: Triangle with R
size: C/B/A	size: C/B/A	size: C/B/A	size: C/B/A/D	Size: B/A	size: A/B/C/R
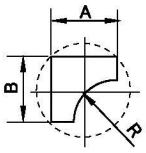	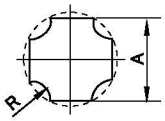	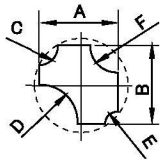	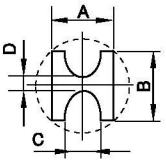	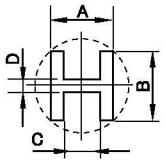	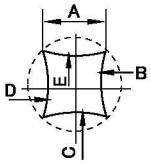
Code: D1	Code: D2	Code: D3	Code: D4	Code: D5	Code: E0
Name: One way radius	Name: Four way radius	Name:Four way	Name: H with radius	Name: H shape	Name: Four Radius
size: B/A/R	size: A/R	size: A/B/C/D/E/F	size: D/C/B/A	size: D/C/A/B	size: A/B/C/D/E
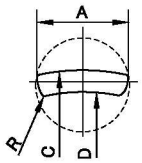	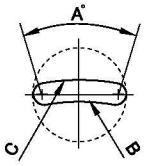	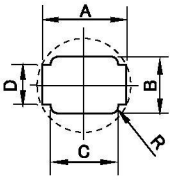	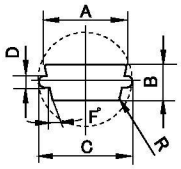	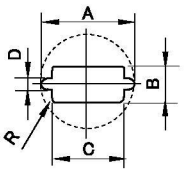	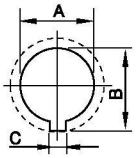
Code: E1	Code: E2	Code: E3	Code: E4	Code: E5	Code: E6
Name: Banana	Name: Banana	Name: Connector	Name: Connector	Name: Connector	Name: Keyhole
size: A/C/D/R	size: B/C/A	size: D/B/C/A/R	size: D/B/A/C/F/R	size: D/B/C/A/R	size: C/A/B
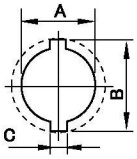	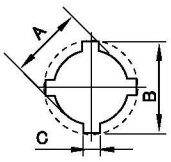	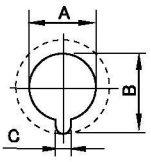	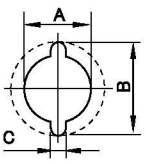	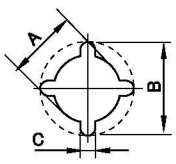	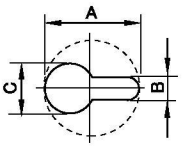
Code: E7	Code: E8	Code: F0	Code: F1	Code: F2	Code: F3
Name: Keyhole	Name: Keyhole	Name: Keyhole	Name: Keyhole	Name: Keyhole	Name: Keyhole
size: C/A/B	size: C/A/B	size: C/A/B	size: C/A/B	size: C/A/B	size: B/C/A
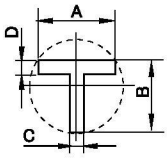	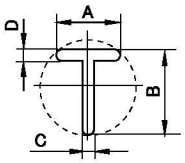	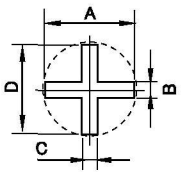			
Code: F4	Code: F5	Code: F6	Code: F7	Code: F8	
Name: T shape	Name: T shape	Name: Cross	Name: Cross	Name: Cross	
size: D/C/B/A	size: D/C/A/B	size: C/B/D/A	size: B/A/D	size: B/A/C/D/R	